

HYDRA MAINTENANCE GUIDE



**WOLVERINE
AIRSOFT**



Begin by disassembling your HYDRA unit by unscrewing the two halves counterclockwise.






Disassemble the nozzle and cylinder assembly by inserting a 3/16th in Allen Wrench into the rear of the assembly and unscrewing counterclockwise.



The assembly should consist of the cylinder, baffle, nozzle, nozzle base and 1mm x 10mm o-ring. (Listed from upper left to bottom right.)



Note that there is a 1mm x 10mm o-ring located between the cylinder and baffle around the port for the nozzle. It is important that you keep track of this o-ring for reassembly.




Lubricate* the 1.5mm x 16mm oring on the HYDRA valve body.



Lubricate the 1.2mm x 9mm oring on the HYDRA valve body.

*Wolverine Airsoft suggests TechT GunSav for oring lubrication applications




Lubricate the lower portion of the nozzle.



Lubricate the 1.5mm x 11mm oring on the nozzle base.



Lubricate the 1.2mm x 6mm oring on the nozzle base.





Your unit is now ready to be reassembled.

Reassemble by placing 1mm x 10mm oring in oring groove as shown in slide three.




Insert baffle into the cylinder.





Next insert the nozzle into the cylinder while holding the baffle in place with your finger.



Correct



It is important to ensure that you have the 1mm x 10mm oring properly place around the nozzle. To do so, remove the baffle (but not the nozzle) and inspect the oring. The first image shows a correctly installed oring while the second image show an incorrectly installed oring.

Once you have checked the oring, reinsert the baffle.

Incorrect





Apply medium strength (blue) thread locker to the threads on the nozzle base before installation.



Insert the nozzle base into the nozzle and cylinder assembly and tighten clockwise using a 3/16th in Allen Wrench.

Your HYDRA is now ready to reassemble. Do so by screwing the two halves together clockwise.



Thank you for purchasing from Wolverine Airsoft!

For more information:

- Visit www.wolverineairsoft.com
- Follow us on any social media outlet
- Contact us:
 - Email: tech@wolverineairsoft.com
 - Phone: (423) 398 - 5985